



OBSERVE WONDER DISCOVER

Teacher Instructions

1. Run off enough copies of “Observe, Wonder, Discover” for each student to have one for all three sections of the center. (In These Hills, Out of Carolina, The Turning Road) These can be run front to back.
2. Discuss with students what it means to observe, wonder, discover, speculate and investigate.
3. Tell students they will be doing all of this as they explore through the Earl Scruggs Center.
4. Before coming to the center, allow students to fill in the “speculate” portion of their sheets.
5. Allow students to carry their sheets through the center and fill in each section as they go.
6. Back in the classroom, as a whole group or in small groups, allow students to share what they observed, wondered and discovered. Ask them to share if their speculation was correct.
7. Give students the opportunity to investigate further one topic they wanted to learn more about.



IN THESE HILLS

Journal Pages

Name

Instructions: Cut pages, put in order, staple booklet.

Observe

Draw and explain something you **observe** in
"In These Hills".

Observe...
to see, watch,
notice

Wonder

What is one part of this exhibit you like?

What do you wonder about that part?

Wonder...
think, are
curious

Discover

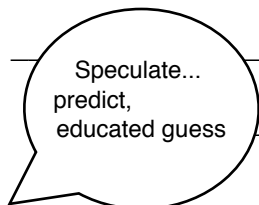
What is one thing you discovered in "In These Hills"?
Draw a picture and label it.

Discover...
learn, find out
something
new

Speculate

Try the Common Threads table. Describe what you are doing.

Speculate what will happen at the table that's like an ipad.




Was your speculation correct? Why or why not?

Draw a picture of what happened.

A large, empty rounded rectangle with a thin black border, intended for a drawing.

Investigate

What is one thing you want to investigate further after visiting "In These Hills"? Why?



Back in the Classroom

Draw something you observe, wonder about, discover, speculate about, or investigate everyday.

A large, empty rounded rectangle with a thin black border, intended for a drawing.

Name

Wonder

What do you wonder about that part?


Discover...
learn, find out
something
new

Speculate

Speculate what TV shows from the 1960s, 50 years ago, were like compared to our TV shows today.

Speculate...
predict
educated
guess

After watching the video sampler, was your speculation correct? Why or why not?




Investigate

What is one thing you want to investigate further after visiting "Out of Carolina"? Why?

Investigate...
find out or learn
more things

Back in the Classroom

Draw something you observe, wonder about, discover, speculate about, or investigate everyday.



Tell about what you drew and why.



THE TURNING ROAD

Journal Pages

Name

Instructions: Cut pages, put in order, staple booklet.

Observe

Draw and explain something you **observe** in "The Turning Road".

Observe...
to see, watch,
notice

Wonder

What is one part of this exhibit you like?

What do you wonder about that part?

Wonder...
think, are
curious

Discover

What is one thing you discovered in "The Turning Road"?
Draw a picture and label it.

Discover...
learn, find out
something
new

Speculate

How do you think someone plays the banjo?

What is a different way someone could play a banjo?

Speculate...
predict,
educated guess

Was your speculation correct? Why or why not?

Draw a picture of a banjo and tell how to play it.

Investigate

What is one thing you want to investigate further after visiting "The Turning Road"? Why?

Investigate...
find out or learn
more things
about

Back in the Classroom

Draw something you observe, wonder about, discover, speculate about, or investigate everyday.